





DATA SERIES PROJECTOR EH500



TAKE YOUR AUDIENCE TO A WHOLE NEW DIMENSION



-  **Native 1080p high-definition resolution for crystal clear presentations**
-  **4700 lumens bright output makes it ideal for use in large screen applications**
-  **Latest image controller technology and Full 3D compatibility for the most amazing immersive experience**
-  **Over the network management and control capability makes it the perfect projector for large installations**



The Optoma EH500 will make your presentations shine crystal clear in full high definition. Its powerful 4700 lumens bright output combined with an outstanding 10,000:1 contrast ratio deliver amazingly bright presentations with vibrant colors and sharp, clear text and graphics. It's ideal for use in large screen applications where fine image detail is required.

The Optoma EH500 features an impressive array of connectivity options which include a display port, two HDMI, two VGA, VGA-Out, S-Video, composite video, 12V trigger, RS-232C and RJ45. Full 3D compatibility, Crestron RoomView for over the network control and management of up to 250+ projectors. Perfect for large installations in business and educational environments.

CONNECTIVITY (May require optional accessories)



DATA SERIES PROJECTOR — EH500

OPTICAL/TECHNICAL SPECIFICATIONS

Display Technology	Single 0.65" DC2 DMD DLP® Technology by Texas Instruments™
Native Resolution	HD (1920 x 1080)
Maximum Resolution	WUXGA (1920 x 1200)
Brightness	4700 lumens
Contrast Ratio	10,000:1 (full on/full off)
Displayable Colors	1.07 Billion
Lamp Life and Type*	3500/2500 Hours (STD/bright)
Projection Method	Front, rear, ceiling mount, table top
Keystone Correction	±15° Vertical
Uniformity	85%
Aspect Ratio	16:9 Native, 4:3 compatible
Throw Ratio	1.59–1.91:1 (distance/width)
Projection Distance	3.28'–32.8' (1.0–10 m)
Image Size (Diagonal)	23.6"–300" (0.6–7.62 m)
Projection Lens	F=2.5-2.76, f=23.5-28.2 mm, 1.2x manual zoom and focus
Offset	115%
Audio	3-Watt speaker
Noise Level	30dB
Remote Control	IR remote mouse control
Operating Temperature	41–104°F (5–40°C), 85% max humidity
Power Supply	AC input 100–240V, 50–60Hz, auto-switching
Power Consumption	Preliminary 380W (bright), 320W (STD), <1W (standby)

COMPATIBILITY SPECIFICATIONS

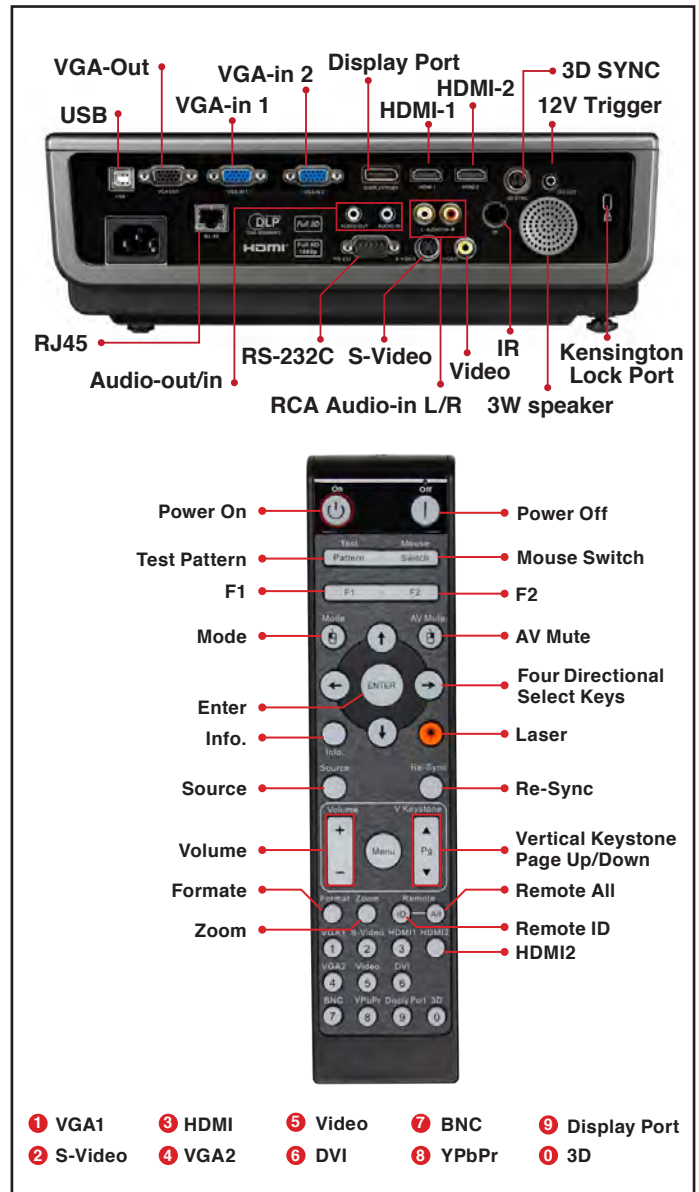
Computer Compatibility	HD, WUXGA, UXGA, WXGA, SXGA+, SXGA, XGA, SVGA, VGA resized, VESA, PC and Mac compatible
Video Input Compatibility	NTSC, PAL, SECAM, SDTV (480i), EDTV (480p), HDTV (720p, 1080i/p)
3D Compatibility†	Supports all HDMI 1.4a mandatory 3D format, side-by-side format and top and bottom format. 3D glasses are needed and sold separately.
Vertical Scan Rate	50–85Hz, 120Hz, 144Hz
Horizontal Scan Rate	15, 31–90KHz
User Controls	Complete on-screen menu, adjustments in 23 languages
I/O Connection Ports	Display port, Two HDMI, Two VGA-in, VGA-out, S-video, composite video, stereo RCA, audio-in, stereo audio-out, RS-232C, RJ45, 3D-sync, USB and 12V trigger
Loop Through (Audio, VGA)	Monitor: D-Sub 15 pin VGA output Audio-out: Stereo 3.5 mm mini-jack (functional in both normal and standby modes)

PHYSICAL SPECIFICATIONS

Security	Kensington® Lock Port, security bar and keypad lock
Weight	8.2 lb (3.7 kg)
Dimensions (W x D x H)	12.8" x 4.3" x 10.2" (326 x 109 x 259 mm)

*Lamp life is dependent on many factors, including lamp mode, display mode, usage, environmental conditions and more. Lamp brightness can decrease over time.

†3D content can be viewed with either RF or DLP Link active shutter glasses when projector is used with a compatible 3D player. RF 3D glasses require the use of an RF 3D emitter and a projector with a 3D VESA Sync port. Please visit www.OptomaUSA.com for more information.



Warranty

3-Year Optoma Express Service, 1-Year on lamp

In the Box

EH500 projector, AC power cord, VGA to VGA cable, remote control, batteries for remote, carrying case, lens cap, multilingual CD-ROM user's manual, quick start card and warranty card

Optional Accessories

Ceiling mount, RF 3D glasses, RF 3D emitter and Optoma screens

Accessory Part Numbers

Lamp: BL-FU310B	Mount: BM-5001U
Remote: BR-3070L	Case: BK-4013
Wireless VGA dongle: BI-EXTBG03	DLP® Link™ 3D glasses: BG-ZD301
RF 3D glasses: BG-ZF2100GLS	RF 3D emitter: BG-BC100B

UPC 796435 41 865 6

www.OptomaUSA.com

Optoma
Projector Expert